



MSIP Planning Guide – On-Site Teams


Traditional Schedule Version

Day 1	Day 2	Day 3	Day 4	Day 5
Mars Image Analysis Engage (A-C) Explore (D)	Mars Image Analysis Explore (K-L) Explain (K-L)	Mars Image Analysis Elaborate (M-N)	Mars Image Analysis Elaborate (P-R)	Question Mars Engage (A-B) Explore (B) Explain (C)
Question Mars Elaborate (D) Introduce JMARS	Question Mars Elaborate (E) Evaluate (F)	Question Mars Flex day	Proposal Development Class Background Research	Proposal Development Team discuss data collection procedures for Experimental Design section (use JMARS).
Proposal Development Team discusses and makes initial decisions on types of graphs to use for results.	Proposal Development Create Proposal using smaller teams for specific topics within the Proposal.	Proposal Development Create Proposal using smaller teams for specific topics within the Proposal.	Proposal Development Combine information into one Proposal and check for clarity, completeness, and cohesiveness.	Proposal Development Proposal flex day Submit Proposal to MSIP Coordinator for feedback review.

<p style="text-align: right;">Day 16</p> <p>Proposal Feedback Team review and implementation of proposal feedback.</p> <p><i>Request JMARS Targeting Link from MSIP Coordinator</i></p>	<p style="text-align: right;">Day 17</p> <p>Targeting Use targeting link and information sent by MSIP coordinator to select a spot on Mars to photograph with the THEMIS camera.</p>	<p style="text-align: right;">Day 18</p> <p>On-Site Visit Data collection <i>(Travel to ASU for a 6-hour classroom day)</i></p>	<p style="text-align: right;">Day 19</p> <p>On-Site Visit Graphing and Presentation with Mars Scientist for Peer Review <i>(Travel to ASU for a 6-hour classroom day)</i></p>	<p style="text-align: right;">Day 20</p> <p>Final Written Report Development Create Final Written Report using smaller teams for specific topics within the Final Presentation.</p>
<p style="text-align: right;">Day 21</p> <p>Final Written Report Development Create Final Written Report using smaller teams for specific topics within the Final Presentation.</p>	<p style="text-align: right;">Day 22</p> <p>Final Written Report Submission Send Final Report to MSIP Coordinator. MSIP Coordinator will then email poster with THEMIS image for distribution to students.</p>			

 Indicates a possible computer lab day based on teacher instructional strategies and school availability.

 Anticipated computer lab days.

 Could be assigned as homework.